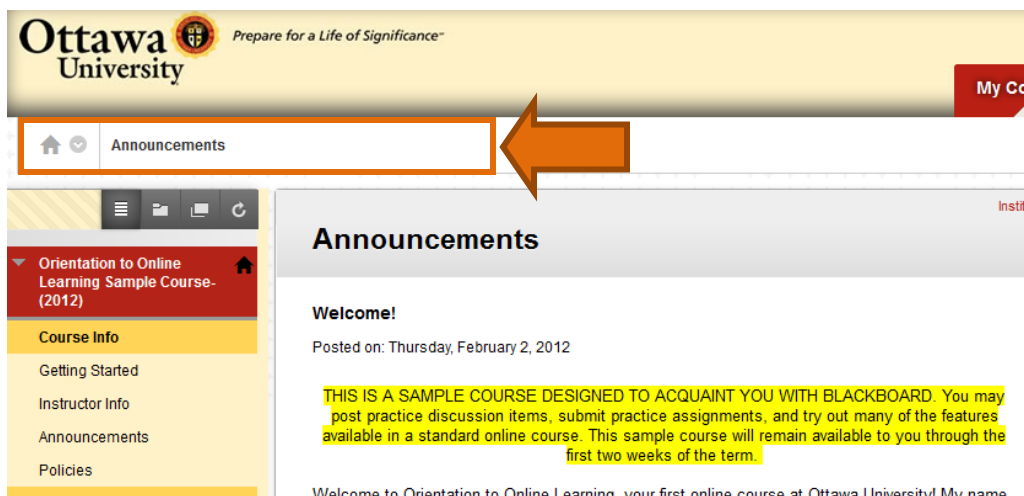


## Course-to-Course Navigation

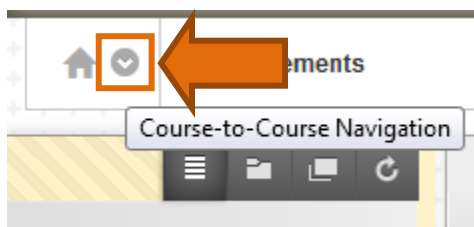
As part of our upgrade in August 2012, Blackboard provides the ability to move between courses without going all the way out to the “My Courses” tab. For students and instructors enrolled in multiple courses, this is a fantastic time-saving feature.

To utilize this feature:

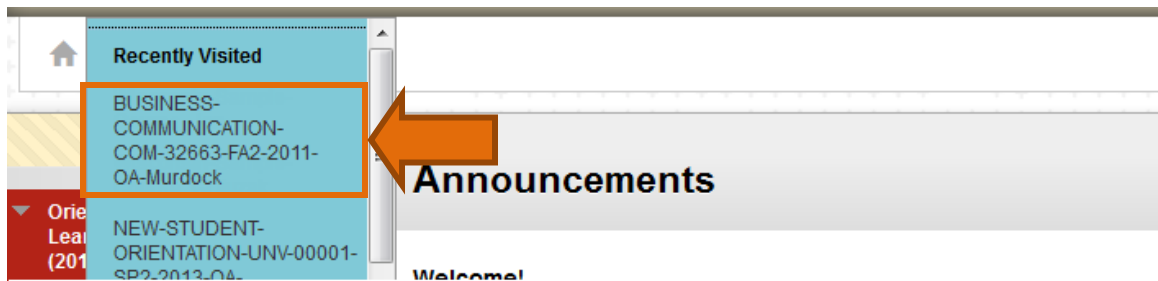
1. Locate the navigation bar in the upper left-hand corner of the screen.



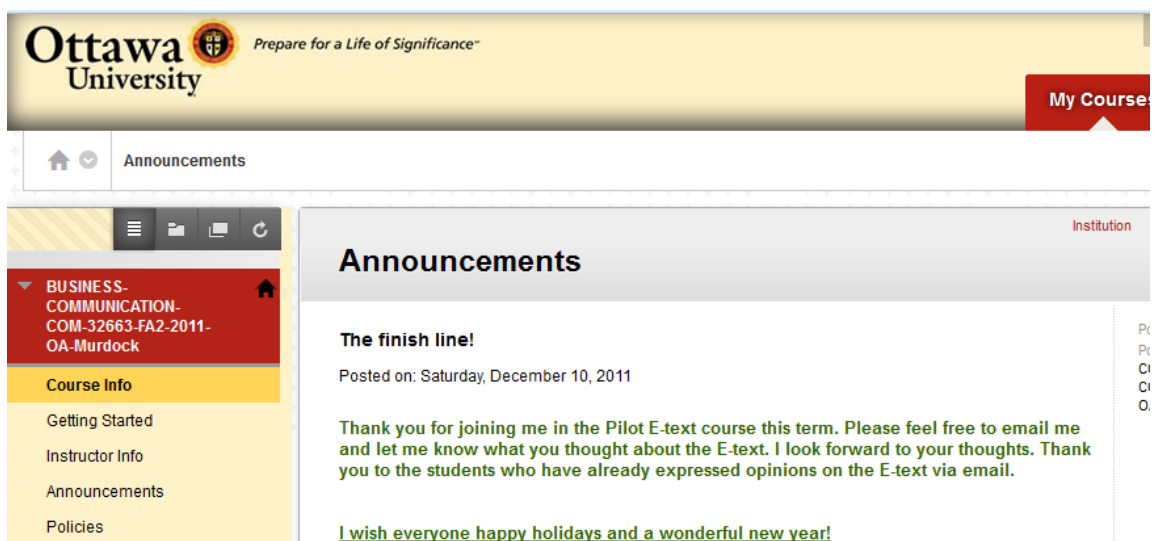
2. Click on the down arrow next to the **Home** icon to display the course-to-course navigation options.



3. A list of your courses appears. Click on the title of a course to jump to that course in Blackboard.



4. You are now in the course you selected.



**Note:** When using this feature, Blackboard “jumps” to the corresponding page from course-to-course. For example, if you begin on the “Announcements” page in the first course, you are brought to the “Announcements” page in the second course.