

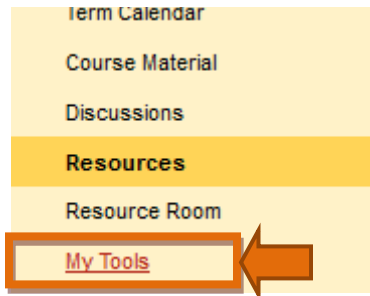
How to View Submitted Assignments

Inline Assignment Grading is an update to grading homework assignments from within Blackboard. For students this means a whole new way of viewing submitted assignments, grades, and feedback returned from instructors.

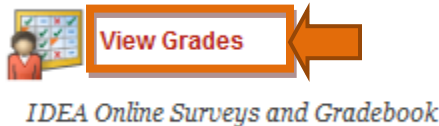
The document types supported in the online viewer are Word (DOC, DOCX), PowerPoint (PPT, PPTX), Excel (XLS, XLSX), and PDF (PDF).

How it works:

1. Click on **My Tools** in the main course menu.



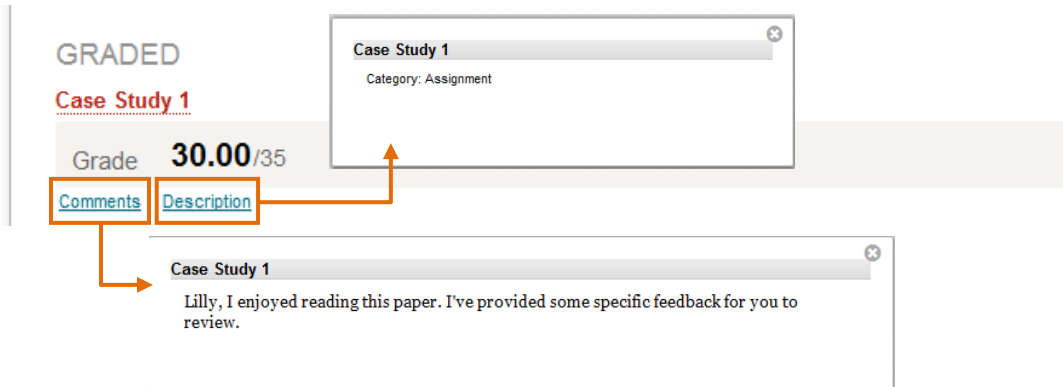
2. Click on **View Grades**.




3. This displays a list of your assignments and grades.

A screenshot of the 'My Grades' page. It has a header 'My Grades' and a section 'CURRENT GRADE' with a 'Total' grade of 140.00/170. Below that is a 'GRADED' section with two entries: 'Case Study 1' with a grade of 30.00/35 and 'Case Study 2' with a grade of 20.00/25. Each entry includes links for 'Description' and 'Grading Criteria' or 'Comments'.

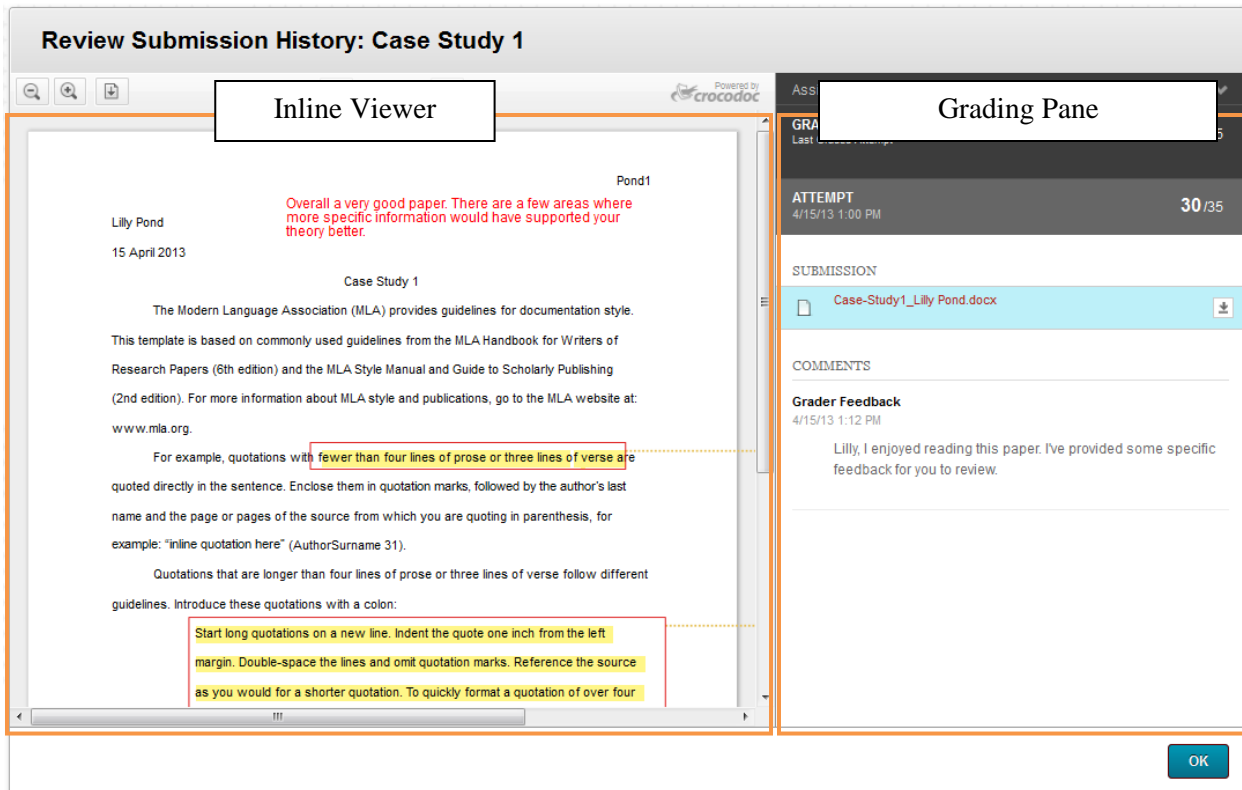
- Instructor comments and the assignment description (if provided) are viewed by clicking on their respective links.



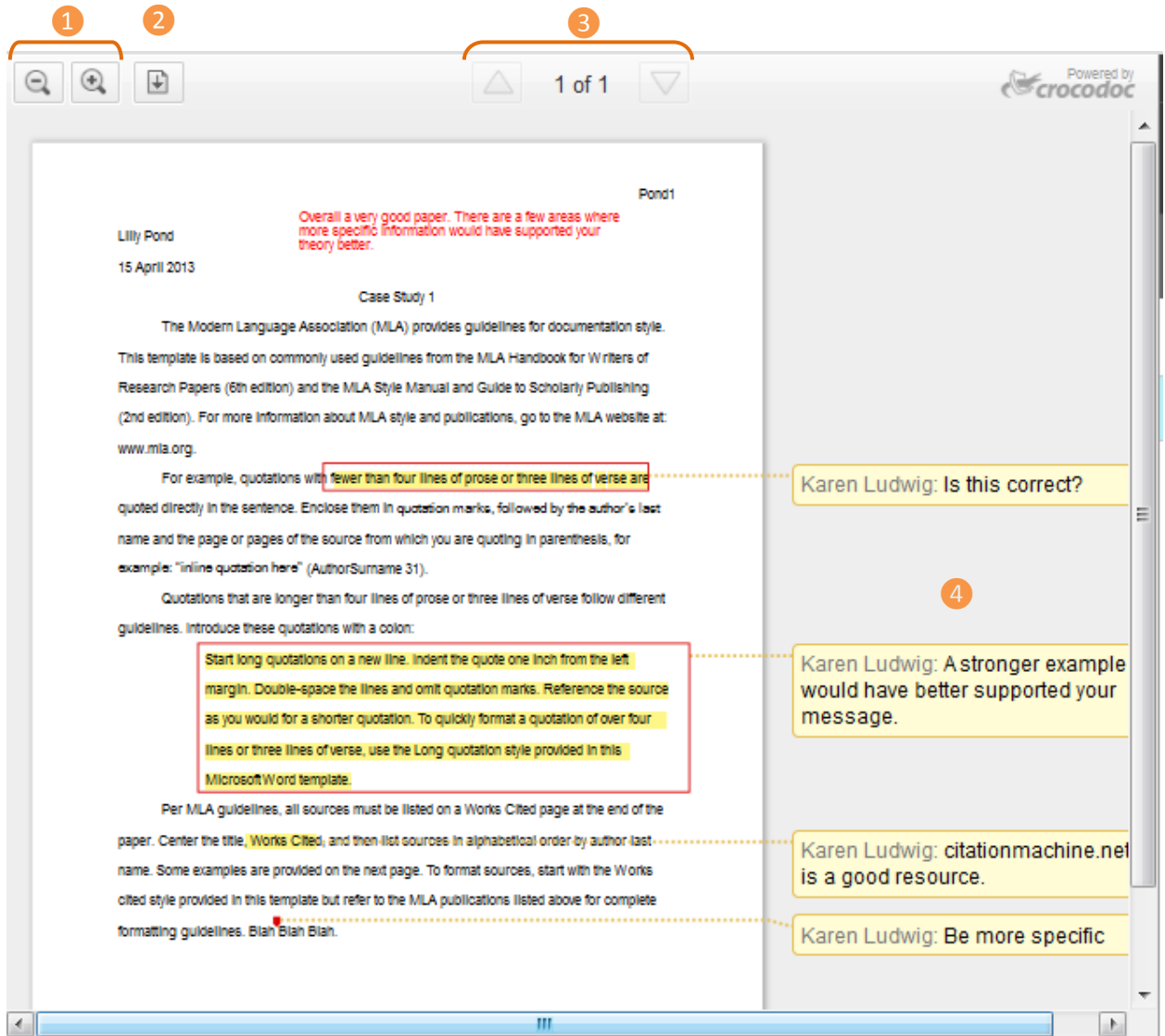
- Click on the title of a graded assignment to view more details:



Here is a look at the new inline viewer and grading pane:

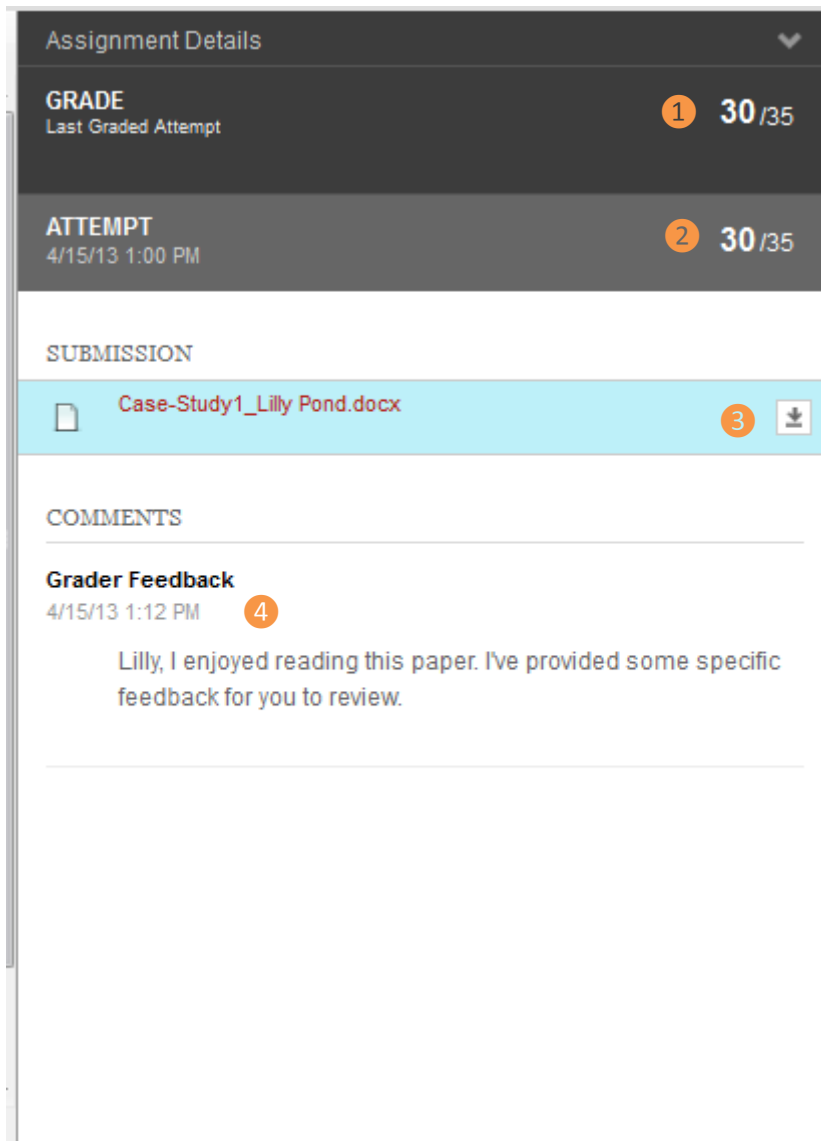


6. How to use the inline viewer to review feedback:



- 1 Zoom in and zoom out of the document.
- 2 Download options are located here. The assignment can be downloaded as either unmarked in the original file format, or as a PDF showing the instructor's annotations as shown in the viewer.
- 3 Use the up and down arrows to move forward or back through the pages.
- 4 Specific feedback provided by the instructor.

7. How to use the Grading Pane:



- 1 The final grade for this assignment.
- 2 The grade for the currently displayed attempt is shown. If more than one attempt was submitted for the assignment, this grade may differ from the final grade.
- 3 Click the download button to download the originally submitted file (without the instructor's markup).
- 4 General (summative) feedback provided by the instructor.

Notes

- Inline Assignment Grading is powered by Crocodoc (<http://www.crocodoc.com>). Crocodoc is a third-party, cloud-based conversion, display, and annotation service.